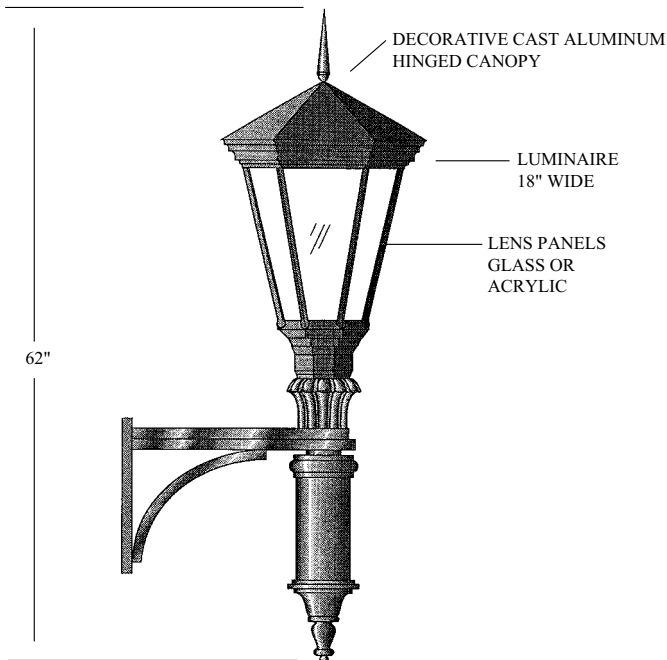


LUMINAIRE

SEQUOIA LIGHTING SYSTEMS

SCONCE

DESIGN
LS501



SPECIFICATIONS

Luminaire Name: West Point Sconce
Description: Decorative Sconce luminaire with decorative arm and integral ballast assembly and lens panels.

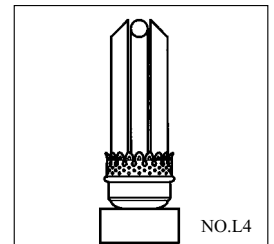
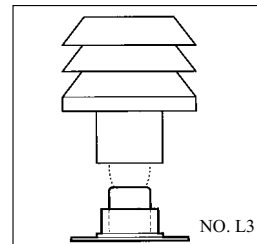
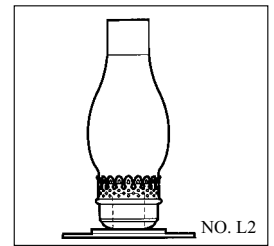
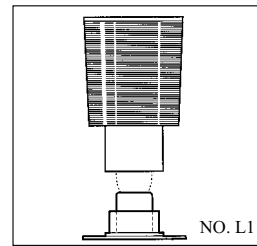
Material: Aluminum AA319.OF
Lens/Panels: Acrylic / Polycarbonate UV stabilized / Glass
Wattage/Lamping:

- Mercury Vapor (100, 175 or 250 watt)
- High Pressure Sodium (70, 100, 150, 200 or 250 watt)
- Metal Halide (100, 175, 250 watt)
- QL Induction (55, 85 watt)
- Incandescent

Distribution: Symmetric or Asymmetric
Voltage: 120, 208, 240, 277 or 480 volt
Options: House side shield / Photo control / Finial / Activated

Charcoal Filter / Fusing

Dimensions: All dimensions are nominal
Photometry: Available upon request on I.E.S. formatted disk
Warranty: Fixture shall be warranted to be free of defects for two years. Ballast components shall carry the ballast manufacturer's limited warranty



OPTIONAL INTERNAL REFRACTORS

FINISH

Three Stage:

- Cleaned and Etched
- Primered
- Powder coated or wet painted

Colors: Black, bronze, green, gray, swedish iron
 * Custom colors available

APPLICATIONS

- Roadways
- Parking Lots
- Perimeter Ltg.
- Transportation Terminals
- Office Complexes
- School Campus
- Shopping Malls
- Hotels/Motels
- Industrial Sites
- Commercial Developments
- Waterfront Areas
- Parks/Recreational Areas
- Architectural Landscape Ltg.

SEQUOIA LIGHTING

CORPORATION

MANUFACTURERS OF QUALITY LIGHTING PRODUCTS

13644 George Blvd, Suite 1, Victorville, CA, 92394 (760) 246-5213 FAX (760) 246-5294 www.sequoialighting.com

LUMINAIRE

SEQUOIA LIGHTING SYSTEMS

SCONCE

ORDERING NUMBER LOGIC

Example: LS500 -M1 -6 -0 -0 -0 -5 -GC -BL -O -C -O

(A) (B) (C) (D) (E) (F) (G) (H) (I) (J) (K) (L)

(A) DESIGN I.D. Top Right Corner of Cutsheet

(B) BALLAST TYPE

High Pressure Sodium

- 20 = 120V High Power Factor (150W and below)
- 21 = 120V Regulated High Power Factor
- 22 = 120V Normal Power Factor
- 23 = 240V High Power Factor
- 24 = 240V Regulated Power Factor
- 25 = 240V Lag Norma Power Factor
- 26 = 208V Regulated Power Factor
- 27 = 277V Regulated Power Factor
- 28 = 480V Regulated Power Factor
- M1** = Multi-volt Regulated High Power Factor
Wired 120V
- H6 = 6.6 AMP

Metal Halide

- 30 = 120V CWA High Power Factor
- 31 = 240V CWA High Power Factor
- 32 = 208V High Power Factor
- 33 = 277V CWA High Power Factor
- 34 = Multi-volt CWA High Power Factor
Wired For 120V

M6 = 6.6 AMP

Mercury Vapor

- 02 = 120/240 Regulated High Power Factor
Wire For 120V
- 03 = 240/480 Regulated High Power Factor
Wire For 240V
- 04 = 208V Regulated High Power Factor
- 05 = 277V Regulated High Power Factor
- 06 = 120V Lag Auto Normal Power Factor
- 07 = Multi-volt Regulated High Power Factor
Wired For 120V
- V6 = 6.6 AMP

QL Induction (Please Specify Kelvin Rating)

- Q1** = 120V
- Q2** = 240V
- Q6** = 6.6 AMP

Incandescent

- IN** = Specify Wattage

(C) LAMP WATT AGE

- 1 = 35 Watts
- 2 = 50 Watts
- 3 = 55 Watts
- 4 = 70 Watts
- 5 = 85 Watts
- 6 = 100 Watts
- 7 = 150 Watts
- 8 = 165 Watts
- 9 = 175 Watts
- 10 = 200 Watts
- 11 = 250 Watts
- 12 = 310 Watts
- 13 = 400 Watts
- 00 = 1000 Watts
- 15 = 1500 Watts

(D) PHOT OCONTROL

- 0 = Without Photo Control
- 1 = With Photo Control

(E) INTERNAL GLASS REFRACT OR

- 0 = None
- 1 = Yes

(F) INTERNAL GLOBE REFLECT OR

- 0 = None
- 1 = Yes

(G) IES LIGHT DISTRIBUTION

- 2 = Type II
- 3 = Type III
- 5 = Type V

(H) GLOBE/LENS

- GC** = Glass Clear
- GW** = Glass White
- PC** = Polycarbonate Clear (Translucent)
- PW** = Polycarbonate White
- AC** = Acrylic Clear
- AW** = Acrylic White
- SM** = Smoked

(I) PAINT

- BL** = Black
- BR** = Bronze
- VR** = Verde
- GG** = Green
- GY** = Gray
- WH** = White
- RD** = Red
- BU** = Blue
- CC** = Custom (Per specification)

(J) LIGHTNING ARREST OR OPTION

- 0 = None
- A = (1) 120V Arrestors
- B = (1) 240V Arrestors
- C = (2) 120V Arrestors
- D = (2) 240V Arrestors

(K) LAMP OPTION

- 0 = No Lamp Included
- C = Clear Lamp Included
- R = Rapid Start Lamp Included
- F = Coated Lamp Included
- M = Master Color Lamp Included
- P = Protected Metal Halide
Lamp Included
- W = White Son HPS Lamp Included
- Q** = QL Induction Lamp Included

(L) FUSE OPTION

- 0 = No Fusing
- 1 = (1) 5 Amp Fuse
- 2 = (2) 5 Amp Fuse
- 3 = (1) 10 Amp Fuse
- 4 = (2) 10 Amp Fuse
- 5 = (1) 15 Amp Fuse
- 6 = (2) 15 Amp Fuse
- 7 = (1) 20 Amp Fuse
- 8 = (2) 20 Amp Fuse

OPTIONS

*When ordering optional decorative globe ring/cage, finial or heat shield, please consult factory.

SEQUOIA LIGHTING

CORPORATION

MANUFACTURERS OF QUALITY LIGHTING PRODUCTS

13644 George Blvd, Suite 1, Victorville, CA, 92394 (760) 246-5213 FAX (760) 246-5294 www.sequoialighting.com

Revision