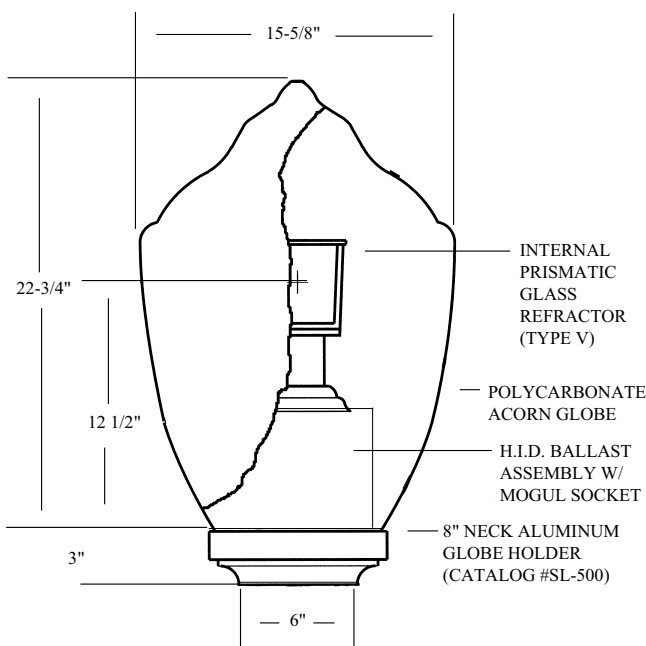


LUMINAIRE

SEQUOIA LIGHTING SYSTEMS

POST TOP

DESIGN
PT301A



SPECIFICATIONS

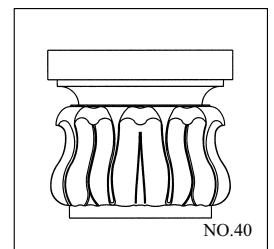
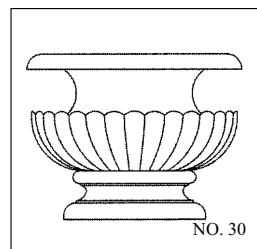
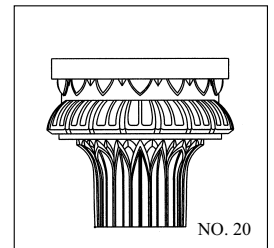
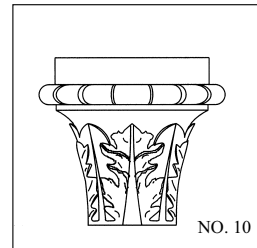
Luminaire Name: Los Angeles (Handcock Park Series)
Description: Acorn style luminaire consisting of a luminaire base / integral ballast assembly and decorative polycarbonate acorn globe

Material: Aluminum AA319.OF
Globe: SL-199 Polycarbonate UV Stabilized, Los Angeles series
Wattage/Lamping:

- High Pressure Sodium (70, 100, 150, 200 or 250 watt)

Distribution: Symmetric or Asymmetric
Voltage: Multi-Tap

Dimensions: All dimensions are nominal
Photometry: Available upon request on I.E.S. formatted disk
Warranty: Fixture shall be warranted to be free of defects for two years. Ballast components shall carry the ballast manufacturer's limited warranty



OPTIONAL GLOBE HOLDERS

FINISH

Three Stage:

- Cleaned and Etched
- Primered
- Powder coated or wet painted

Colors: Black, bronze, green, gray, swedish iron

* Custom colors available

APPLICATIONS

- Roadways
- Parking Lots
- Perimeter Ltg.
- Transportation Terminals
- Office Complexes
- School Campus
- Shopping Malls
- Hotels/Motels
- Industrial Sites
- Commercial Developments
- Waterfront Areas
- Parks/Recreational Areas
- Architectural Landscape Ltg..

SEQUOIA LIGHTING

CORPORATION

MANUFACTURERS OF QUALITY LIGHTING PRODUCTS

13644 George Blvd, Suite 1, Victorville, CA, 92394 (760) 246-5213 FAX (760) 246-5294 www.sequoialighting.com

LUMINAIRE

SEQUOIA LIGHTING SYSTEMS

POST TOP

ORDERING NUMBER LOGIC

Example: PT300 -M1 -6 -0 -0 -0 -5 -GC -BL -O -C -O -5 -O -1 -O

(A) (B) (C) (D) (E) (F) (G) (H) (I) (J) (K) (L) (M) (N) (O) (P)

- (A) DESIGN I.D. Top Right Corner of Cutsheet
8 = 165 Watts
9 = 175 Watts
10 = 200 Watts
11 = 250 Watts
12 = 310 Watts
13 = 400 Watts
00 = 1000 Watts
15 = 1500 Watts
- (B) BALLAST TYPE
High Pressure Sodium
20 = 120V High Power Factor (150W and below)
21 = 120V Regulated High Power Factor
22 = 120V Normal Power Factor
23 = 240V High Power Factor
24 = 240V Regulated Power Factor
25 = 240V Lag Norma Power Factor
26 = 208V Regulated Power Factor
27 = 277V Regulated Power Factor
28 = 480V Regulated Power Factor
M1 = Multi-volt Regulated High Power Factor
Wired 120V
H6 = 6.6 AMP
- Metal Halide
30 = 120V CWA High Power Factor
31 = 240V CWA High Power Factor
32 = 208V High Power Factor
33 = 277V CWA High Power Factor
34 = Multi-volt CWA High Power Factor
Wired For 120V
M6 = 6.6 AMP
- Mercury Vapor
02 = 120/240 Regulated High Power Factor
Wire For 120V
03 = 240/480 Regulated High Power Factor
Wire For 240V
04 = 208V Regulated High Power Factor
05 = 277V Regulated High Power Factor
06 = 120V Lag Auto Normal Power Factor
07 = Multi-volt Regulated High Power Factor
Wired For 120V
V6 = 6.6 AMP
- QL Induction** (Please Specify Kelvin Rating)
Q1 = 120V
Q2 = 240V
Q6 = 6.6 AMP
- Incandescent
IN = Specify Wattage
- (C) LAMP WATT AGE
1 = 35 Watts
2 = 50 Watts
3 = 55 Watts
4 = 70 Watts
5 = 85 Watts
6 = 100 Watts
7 = 150 Watts
- (D) PHOT OCONTROL
0 = Without Photo Control
1 = With Photo Control
- (E) INTERNAL REFRACT OR
0 = None
1 = L1 (Glass)
2 = L2 (Chimney / Lantern only)
3 = L3 (Louver)
4 = L4 (Lamp style / Lantern only)
- (F) GLOBE/LENS TYPE PRISMA TIC
0 = Non Prismatic
1 = Prismatic
- (G) INTERNAL GLOBE REFLECT OR
0 = None
1 = Yes
- (H) IES LIGHT DISTRIBUTION
2 = Type II
3 = Type III
5 = Type V
- (I) GLOBE/LENS
GC = Glass Clear
GW = Glass White
PC = Polycarbonate Clear (Translucent)
PW = Polycarbonate White
AC = Acrylic Clear
AW = Acrylic White
SM = Smoked
- (J) PAINT
NO = None
BL = Black
BR = Bronze
VR = Verde
GR = Green
GY = Gray
WH = White
RD = Red
BU = Blue
CC = Custom Per Specification)
- (K) LIGHTNING ARREST OR OPTION
0 = None
A = (1) 120V Arrestors
B = (1) 240V Arrestors
C = (2) 120V Arrestors
D = (2) 240V Arrestors
- (L) LAMP OPTION
0 = No Lamp Included
C = Clear Lamp Included
R = Rapid Start Lamp Included
F = Coated Lamp Included
M = Master Color Lamp Included
P = Protected Metal Halide Lamp Included
W = White Son HPS Lamp Included
Q = QL Induction Lamp Included
- (M) FUSE OPTION
0 = No Fusing
1 = (1) 5 Amp Fuse
2 = (2) 5 Amp Fuse
3 = (1) 10 Amp Fuse
4 = (2) 10 Amp Fuse
5 = (1) 15 Amp Fuse
6 = (2) 15 Amp Fuse
7 = (1) 20 Amp Fuse
8 = (2) 20 Amp Fuse
- (N) GLOBE HOLDER
0 = None / (Lantern style only) #10
2 = #20
3 = #30
4 = #40
5 = #SL500 (Aluminum)
6 = #SL500 (Brass)
C = Custom (Per Specification)
- (O) ALUMINUM GLOBE ADAPT OR
0 = None
1 = 8" To 6"
2 = 9 3/8" To 8"
3 = 8" To 7"
4 = Insert (Plastic) 4399&4599
- (P) HOUSE SIDE SHIELD
0 = None
1 = Yes
- OPTIONS
*When ordering optional decorative globe ring/cage, finial or heat shield please consult factory.

SEQUOIA LIGHTING
CORPORATION

MANUFACTURERS OF QUALITY LIGHTING PRODUCTS

13644 George Blvd, Suite 1, Victorville, CA, 92394 (760) 246-5213 FAX (760) 246-5294 www.sequoialighting.com

Revision